

Please fill out as much of the information below as possible to help us with your request

Date \_\_\_\_\_ Order # \_\_\_\_\_ Door Location: \_\_\_\_\_

Name: \_\_\_\_\_ Phone: \_\_\_\_\_

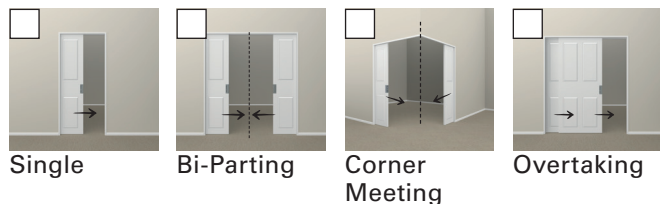
Email: \_\_\_\_\_

Address: \_\_\_\_\_

**Basic Measurements - Choose One Height and One Width Measurement**

Size	Height	Width	Wall Framing	Wall Linings	Under Door Clearance
<input type="checkbox"/> Door Size: _____	_____	_____	<input type="checkbox"/> 90mm	<b>LH</b> <input type="checkbox"/> 10mm <input type="checkbox"/> <b>RH</b>	<input type="checkbox"/> Std (22-27mm)
<input type="checkbox"/> Trim Size: _____	_____	_____	<input type="checkbox"/> 70mm	<input type="checkbox"/> 13mm <input type="checkbox"/>	<input type="checkbox"/> Other (below:)
<input type="checkbox"/> Underside Head/FHD: _____	_____	_____	<input type="checkbox"/> _____	<input type="checkbox"/> _____ <input type="checkbox"/>	
<input type="checkbox"/> Between Jambs/Clear Walk Through: _____	_____	_____	<input type="checkbox"/> _____	<input type="checkbox"/> _____ <input type="checkbox"/>	

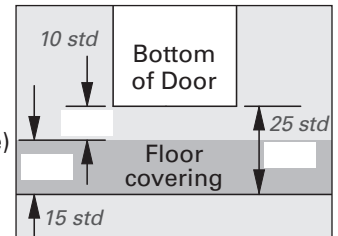
**Door Configuration**




**SofStop®**

- Soft Close
- Twin (Soft Open & Close)

**MidWay®**



**Jamb Detail**



**Jamb Type:**  Pine  Other: \_\_\_\_\_

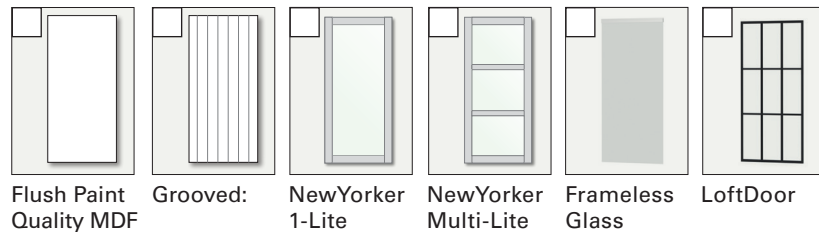


- SquareStop
- Full-Height
- NoClosing Jamb
- SquareFormed
- Set Back

**Extra Features**

- Sound Control
- Bracing
- H3 Components
- Ply Panels
- Special Jambs
- Door Protrudes

**Door Style (specify details below)**



- Glass Type**
- No Glass
  - Clear
  - Opaque

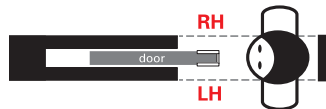
Notes

**Handle Style**



**Handle Function**

- |                          |                          |              |
|--------------------------|--------------------------|--------------|
| <b>LH</b>                | <b>RH</b>                |              |
| <input type="checkbox"/> | <input type="checkbox"/> | Passage      |
| <input type="checkbox"/> | <input type="checkbox"/> | Privacy Snib |
| <input type="checkbox"/> | <input type="checkbox"/> | Emergency    |
| <input type="checkbox"/> | <input type="checkbox"/> | Key Lock     |



**Handle Finish**

- Satin Chrome
- Satin Nickel
- Matte Black
- \_\_\_\_\_

61224/1 10.2022

**Auckland Head Office**  
09 276 0800  
info@csfordoors.co.nz

**Bay of Plenty / Waikato**  
07 928 0800  
salesbop@csfordoors.co.nz

**Christchurch**  
03 348 6158  
saleschch@csfordoors.co.nz