

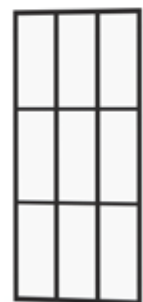
9 Lite LoftDoors in CS Cavity Sliders



Full Height 12 Lite LoftDoor



9 Lite LoftDoors in CS Cavity Sliders



Features

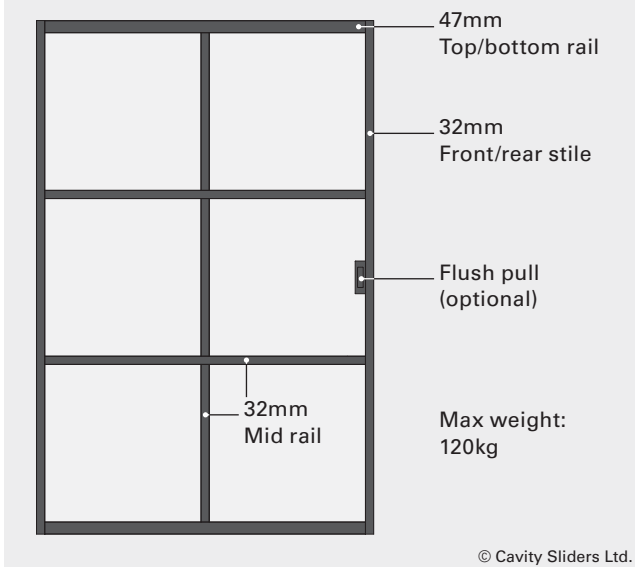
Create a New York loft aesthetic with the CS LoftDoor, a glazed sliding door essential for creating a strong industrial look.

The CS LoftDoor system is manufactured from high quality aluminium extrusions with horizontal and vertical dividers. The elegant slender profiles create a minimalist glass door perfect for modern or industrial spaces.

- ▮ Quality construction allows the doors to be manufactured to large sizes.
- ▮ All aluminium components are screwed together for strength and reliability.
- ▮ Suitable for cavity slider or surface sliding doors.
- ▮ Create the appearance of a steel door without the technical drawbacks.
- ▮ Can be factory fitted with a flush pull handle if required.
- ▮ Low maintenance.

Technical Information

Dimensions



How to specify (example)

Product:	~	CS LoftDoor
Location:	~	Hallway
Application:	~	Cavity Slider
Door type:	~	5H-5V lite
Leaf dimensions:	~	2400mm x 1400mm
Finish/colour:	~	Matt Black
Glazing finish:	~	6.38mm clear
Hardware:	~	CS fitted pull handle

Full specifications: www.masterspec.co.nz or www.natspec.com.au

†Glass must comply with NZS 4223.3:2016 (NZ) / AS 1288:2021 – Glass in buildings – Selection and installation (AU).

Drawings are not to scale. All dimensions in mm.

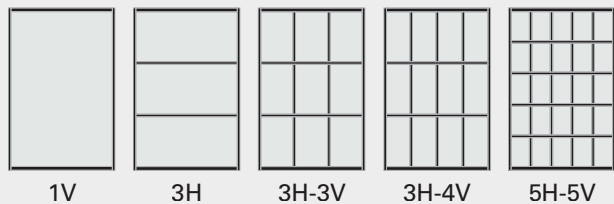
Options

Supplied with a matt black frame and 6mm or 10mm transparent safety glass as standard. Other glass types are available on request†.


Lighting Configurations

Choose from one of the following popular configurations or let us know if you require a custom design.

Mid rails can be spaced unevenly if desired.



Configurations



Applications



Quality

CS manufactured door leaves come with a **five year warranty**, making the CS LoftDoor a suitable alternative to timber doors when a door over 1020mm wide is required.